
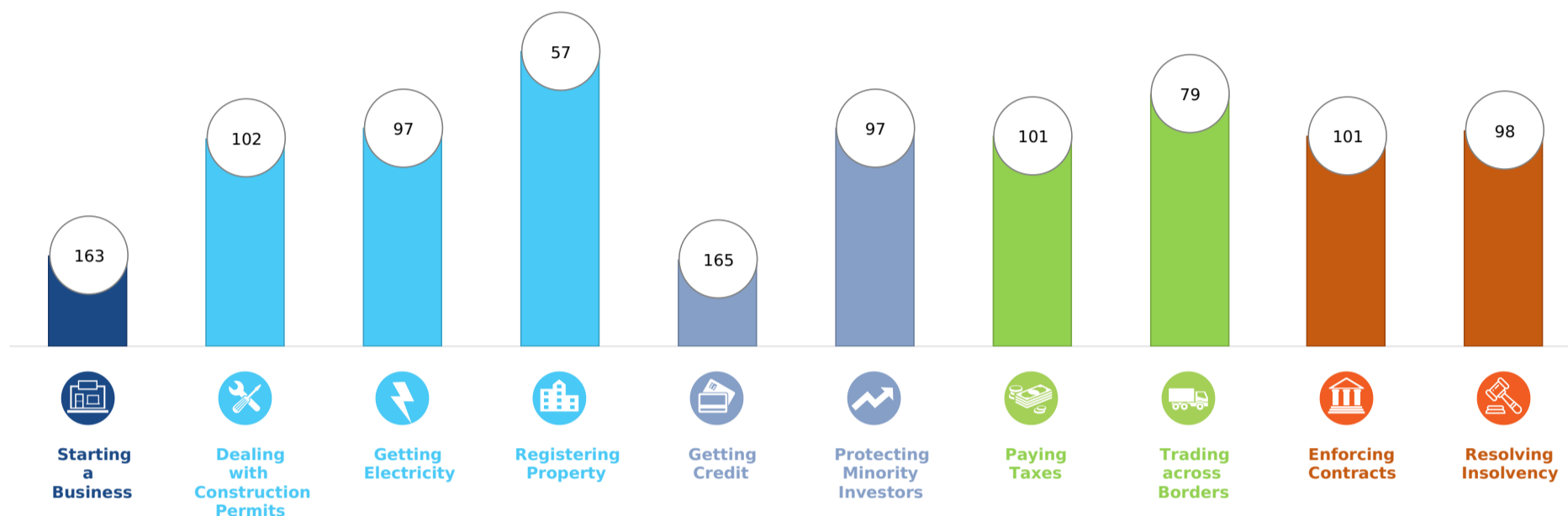
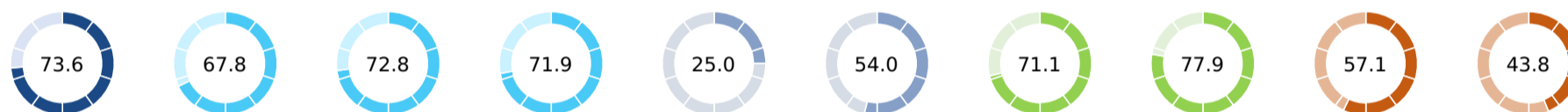


Ease of Doing Business in Fiji 	Region	East Asia & Pacific	DB RANK	DB SCORE
	Income Category	Upper middle income	102	61.5
	Population	883,483		
	City Covered	Suva		

Rankings on Doing Business topics - Fiji



Topic Scores



Starting a Business (rank)	163
Score of starting a business (0-100)	73.6
Procedures (number)	11
Time (days)	40
Cost (number)	14.5
Paid-in min. capital (% of income per capita)	0.0
Dealing with Construction Permits (rank)	102
Score of dealing with construction permits (0-100)	67.8
Procedures (number)	15
Time (days)	141
Cost (% of warehouse value)	0.5
Building quality control index (0-15)	7.0
Getting Electricity (rank)	97
Score of getting electricity (0-100)	72.8
Procedures (number)	4
Time (days)	81
Cost (% of income per capita)	1,191.4
Reliability of supply and transparency of tariff index (0-8)	4
Registering Property (rank)	57
Score of registering property (0-100)	71.9
Procedures (number)	4
Time (days)	69
Cost (% of property value)	3.0
Quality of the land administration index (0-30)	19.5

Getting Credit (rank)	165
Score of getting credit (0-100)	25.0
Strength of legal rights index (0-12)	5
Depth of credit information index (0-8)	0
Credit registry coverage (% of adults)	0.0
Credit bureau coverage (% of adults)	0.0
Protecting Minority Investors (rank)	97
Score of protecting minority investors (0-100)	54.0
Extent of disclosure index (0-10)	2.0
Extent of director liability index (0-10)	8.0
Ease of shareholder suits index (0-10)	7.0
Extent of shareholder rights index (0-6)	4.0
Extent of ownership and control index (0-7)	3.0
Extent of corporate transparency index (0-7)	3.0
Paying Taxes (rank)	101
Score of paying taxes (0-100)	71.1
Payments (number per year)	38
Time (hours per year)	247
Total tax and contribution rate (% of profit)	32.1
Postfiling index (0-100)	81.6

Trading across Borders (rank)	79
Score of trading across borders (0-100)	77.9
<i>Time to export</i>	
Documentary compliance (hours)	56
Border compliance (hours)	56
<i>Cost to export</i>	
Documentary compliance (USD)	76
Border compliance (USD)	317
<i>Time to export</i>	
Documentary compliance (hours)	34
Border compliance (hours)	35
<i>Cost to export</i>	
Documentary compliance (USD)	58
Border compliance (USD)	320
Enforcing Contracts (rank)	101
Score of enforcing contracts (0-100)	57.1
Time (days)	397
Cost (% of claim value)	42.6
Quality of judicial processes index (0-18)	7.5
Resolving Insolvency (rank)	98
Score of resolving insolvency (0-100)	43.8
Recovery rate (cents on the dollar)	46.5
Time (years)	1.8
Cost (% of estate)	10.0
Outcome (0 as piecemeal sale and 1 as going concern)	0
Strength of insolvency framework index (0-16)	6.0