

Doing Business in the European Union 2018: Croatia, the Czech Republic, Portugal and Slovakia

*Comparing Business Regulation
for Domestic Firms in 25 Cities
in Croatia, the Czech Republic,
Portugal and Slovakia with
186 Other Economies*



Doing Business in the European Union 2018: Croatia, the Czech Republic, Portugal and Slovakia

Rita Ramalho

Senior Manager, Global Indicators Group (Development Economics)

Dealing with construction permits in Portugal


BRAGA

LISBON



0.8% of
warehouse
value
(€6,751)

1.3% of
warehouse
value
(€11,083)



€ 0.4 million saved per 100 constructions

**259
DAYS**

27 years saved per 100 constructions

**160
DAYS**

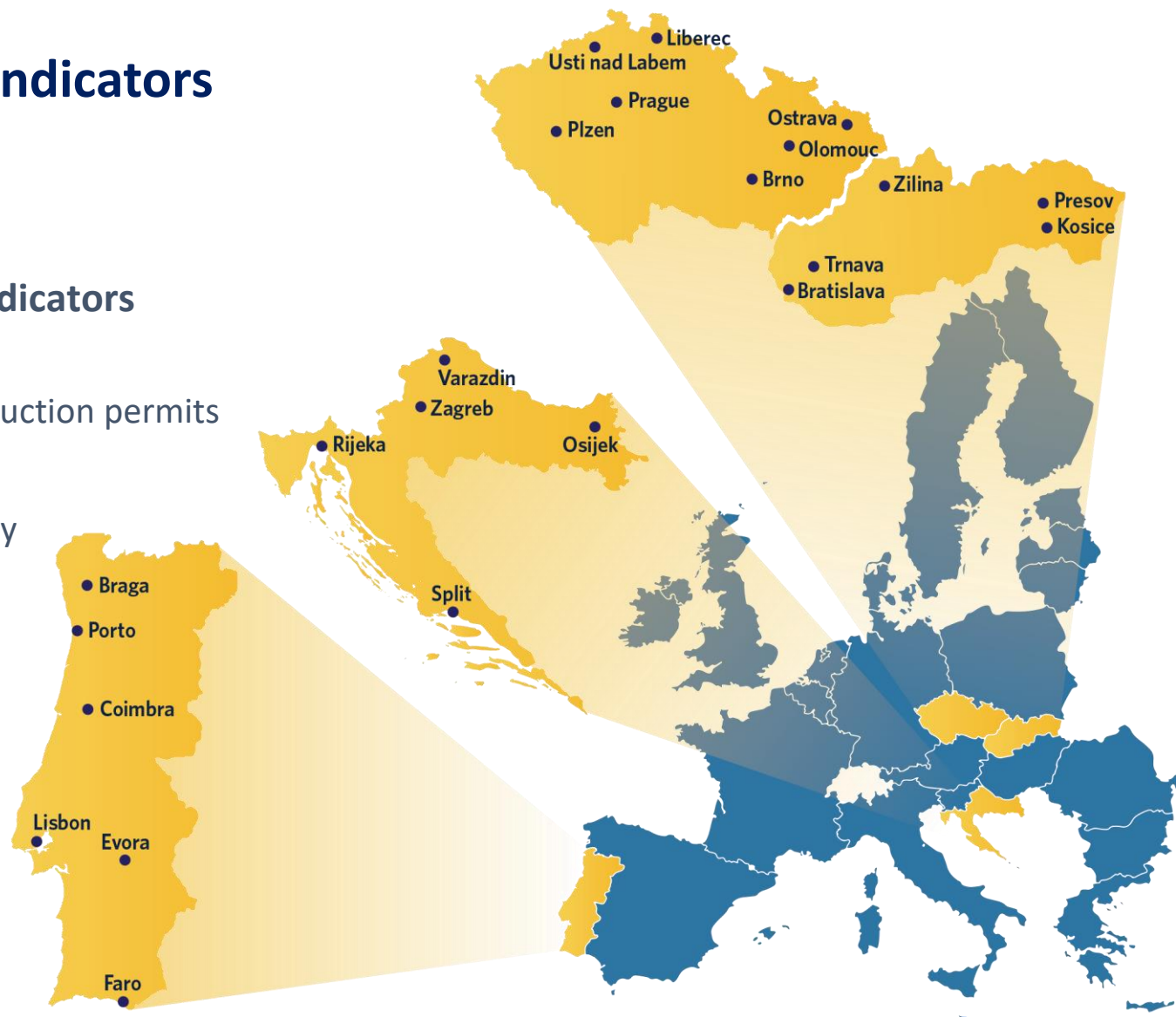
Which cities and indicators are measured?

✓ 25 cities

✓ 5 *Doing Business* indicators

- Starting a business
- Dealing with construction permits
- Getting electricity
- Registering property
- Enforcing contracts

AZORES
● Ponta Delgada
MADEIRA
● Funchal



Croatia's smaller cities outperform their larger peers across the five regulatory areas measured

City	Average		Starting a business		Dealing with construction permits		Getting electricity		Registering property		Enforcing contracts	
	Aggregate rank (1–5)	DTF score (0–100)	Rank (1–5)	DTF score (0–100)	Rank (1–5)	DTF score (0–100)	Rank (1–5)	DTF score (0–100)	Rank (1–5)	DTF score (0–100)	Rank (1–5)	DTF score (0–100)
	Varazdin	1	75.89	4	85.38	1	66.20	1	84.29	3	74.07	3
Osijek	2	75.68	3	85.50	2	61.10	4	81.70	1	75.86	1	74.24
Rijeka	3	74.45	2	87.59	2	61.10	2	82.87	2	75.02	4	65.67
Zagreb	4	72.47	5	82.49	4	54.77	5	80.43	3	74.07	2	70.60
Split	5	70.50	1	89.55	5	43.67	3	82.66	5	71.08	5	65.56

Across the five areas measured, doing business is easier in the Czech Republic's largest cities

City	Average		Starting a business		Dealing with construction permits		Getting electricity		Registering property		Enforcing contracts	
	Aggregate rank (1-7)	DTF score (0-100)	Rank (1-7)	DTF score (0-100)	Rank (1-7)	DTF score (0-100)	Rank (1-7)	DTF score (0-100)	Rank (1-7)	DTF score (0-100)	Rank (1-7)	DTF score (0-100)
	Prague	1	74.24	7	83.55	5	56.17	1	95.35	6	79.74	1
Brno	2	72.88	4	84.55	1	57.90	2	89.92	2	80.10	7	51.95
Ostrava	3	69.67	3	85.31	3	56.89	3	69.89	1	80.22	3	56.05
Plzen	4	69.13	4	84.55	6	55.38	4	69.67	6	79.74	2	56.32
Usti nad Labem	5	69.11	1	85.56	2	57.24	5	67.70	2	80.10	5	54.96
Olomouc	6	68.54	1	85.56	7	54.45	6	67.09	4	79.98	4	55.64
Liberec	7	68.28	4	84.55	4	56.67	7	66.32	4	79.98	6	53.86

Differences in aggregate performance are minimal in Portugal— with less than two points between the highest and lowest ranking cities

City	Aggregate rank (1–8)	Average DTF score (0–100)	Starting a business		Dealing with construction permits		Getting electricity		Registering property		Enforcing contracts	
			Rank (1–8)	DTF score (0–100)	Rank (1–8)	DTF score (0–100)	Rank (1–8)	DTF score (0–100)	Rank (1–8)	DTF score (0–100)	Rank (1–8)	DTF score (0–100)
Ponta Delgada	1	80.37	1	90.88	2	73.59	3	85.12	1	79.43	4	72.82
Evora	2	80.20	1	90.88	3	73.53	5	84.19	5	79.19	3	73.23
Funchal	3	80.18	1	90.88	6	72.83	4	84.96	1	79.43	4	72.82
Coimbra	4	79.59	1	90.88	8	65.93	1	87.49	6	79.07	1	74.60
Porto	5	79.51	1	90.88	1	74.04	6	82.71	7	78.59	7	71.32
Lisbon	6	79.34	1	90.88	5	73.10	2	86.45	8	78.35	8	67.91
Faro	7	78.97	1	90.88	4	73.42	8	78.83	1	79.43	6	72.28
Braga	8	78.56	1	90.88	7	66.58	7	82.27	4	79.31	2	73.78

Except for Bratislava, all the cities in Slovakia rank at the top in at least one area

City	Average		Starting a business		Dealing with construction permits		Getting electricity		Registering property		Enforcing contracts	
	Aggregate rank	DTF score	Rank	DTF score	Rank	DTF score	Rank	DTF score	Rank	DTF score	Rank	DTF score
	(1–5)	(0–100)	(1–5)	(0–100)	(1–5)	(0–100)	(1–5)	(0–100)	(1–5)	(0–100)	(1–5)	(0–100)
Presov	1	78.78	1	84.73	1	62.91	2	86.27	4	90.17	2	69.81
Kosice	2	78.19	4	83.72	3	60.74	3	85.29	2	91.24	1	69.95
Zilina	3	77.82	1	84.73	5	57.90	1	88.41	3	91.00	4	67.08
Trnava	4	76.96	3	83.98	2	61.39	5	80.07	1	91.48	3	67.90
Bratislava	5	76.16	5	81.97	4	59.33	4	83.19	4	90.17	5	66.12

Cities surpassing the EU average

Starting a business

Dealing with construction permits

Getting electricity

Registering property

Enforcing contracts



All cities



Porto



Osijek, Split,
Rijeka, Varaždin



Brno, Prague



Braga, Coimbra, Evora,
Funchal, Lisbon, Ponta
Delgada, Porto



Bratislava, Kosice,
Prešov, Zilina



Osijek



All cities



All cities



Osijek, Rijeka,
Varaždin, Zagreb



All cities




All cities

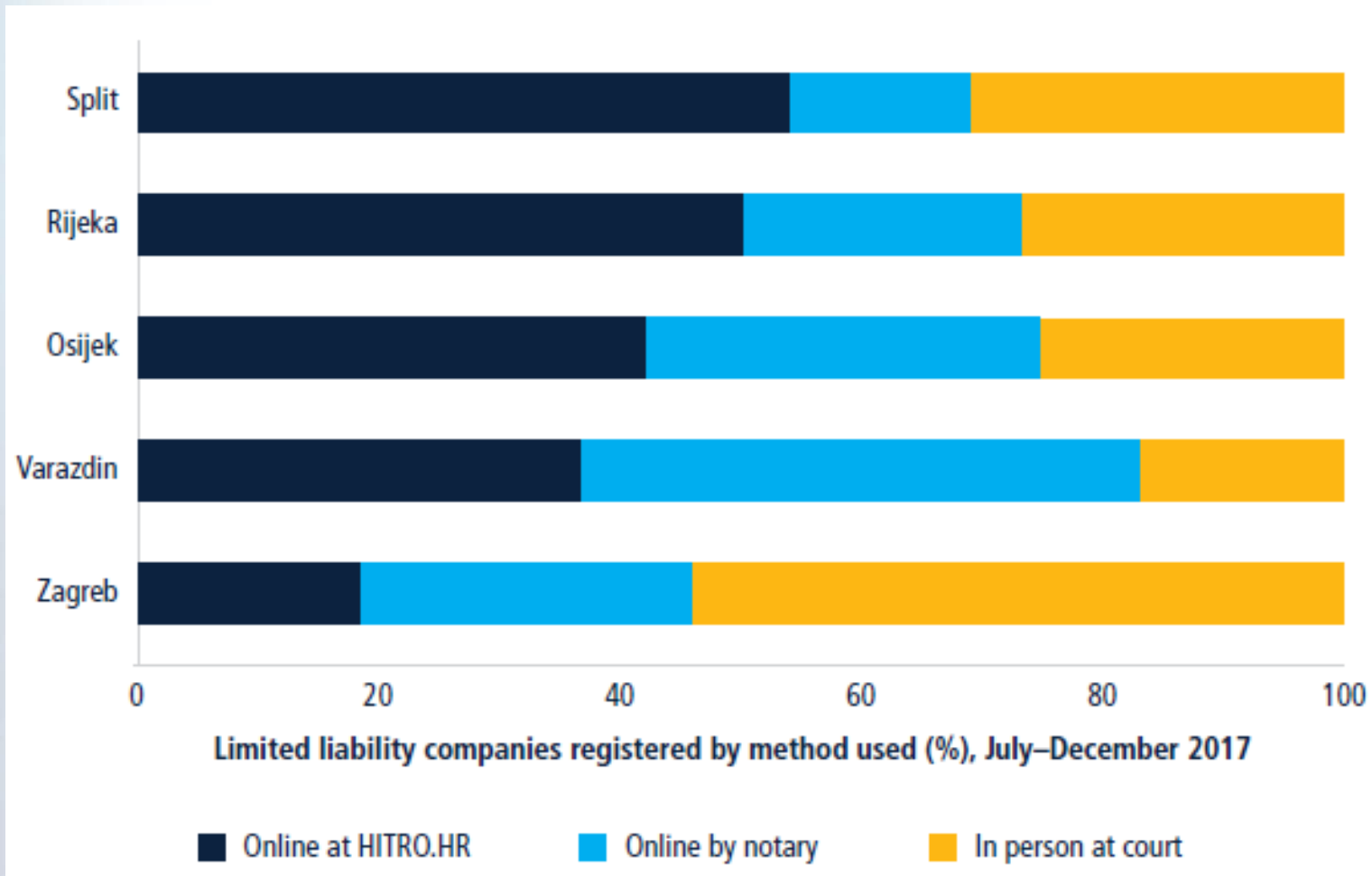


All cities

The time required to start a business varies substantially among cities in Croatia, the Czech Republic and Slovakia



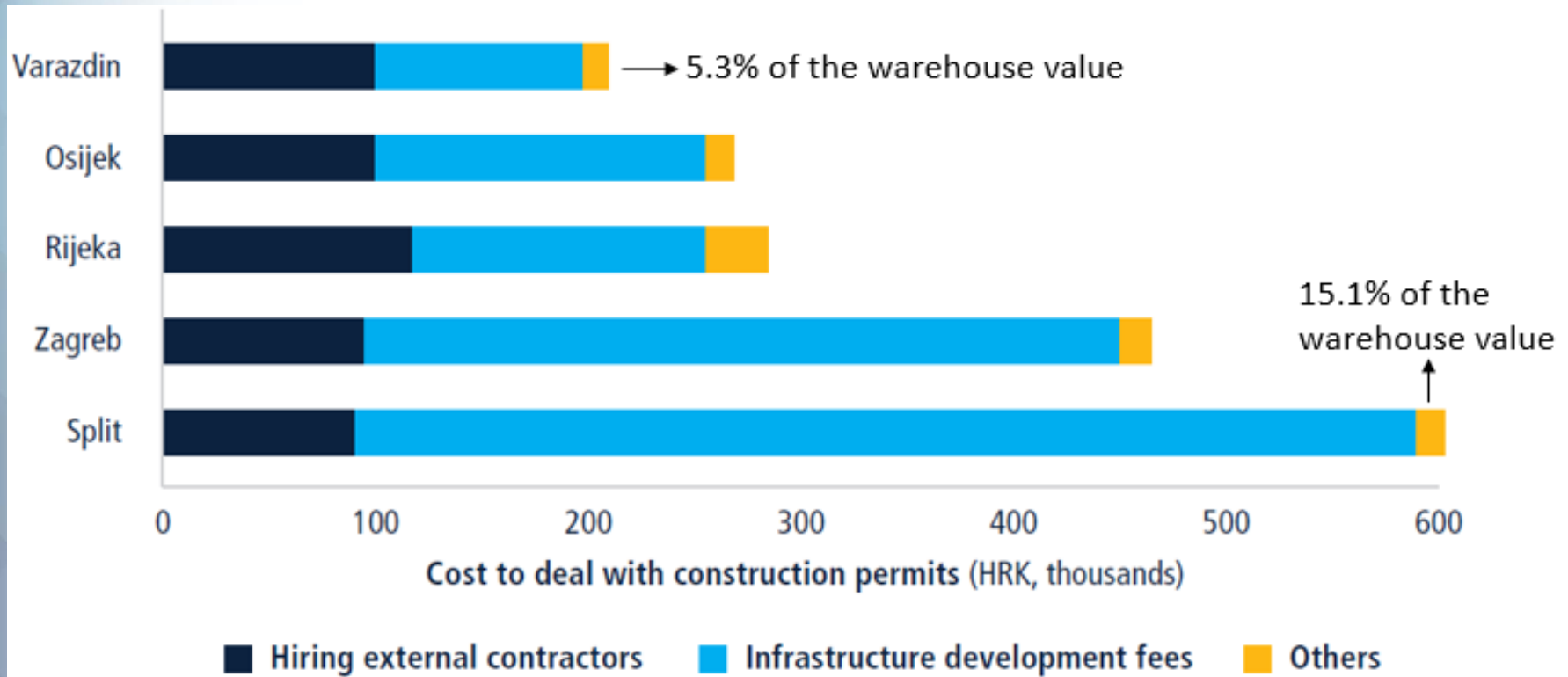
HITRO services are used in registering half or more of new limited liability companies in Split and Rijeka



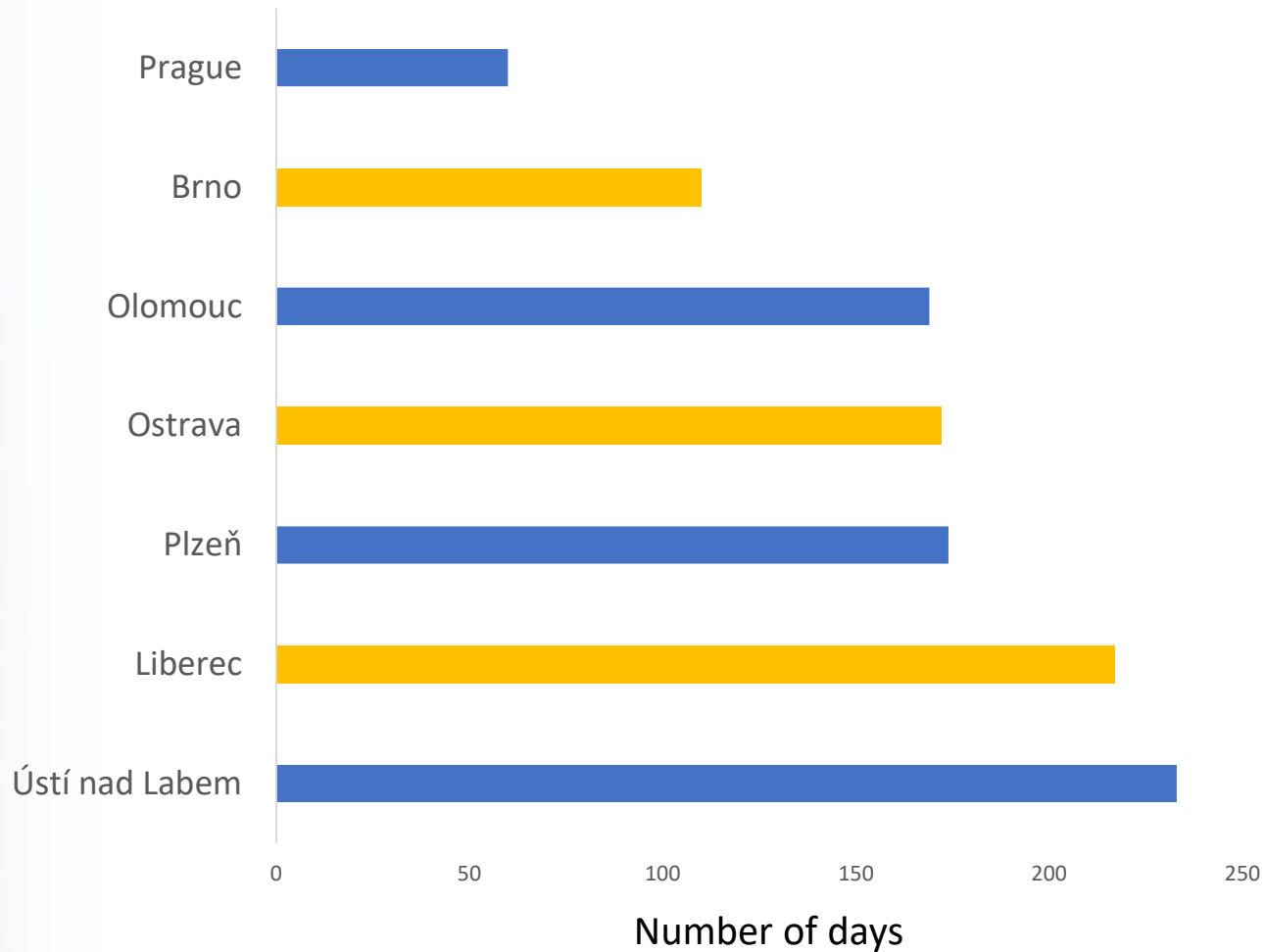
On dealing with construction permits, all cities have processes that are more complex than the EU average



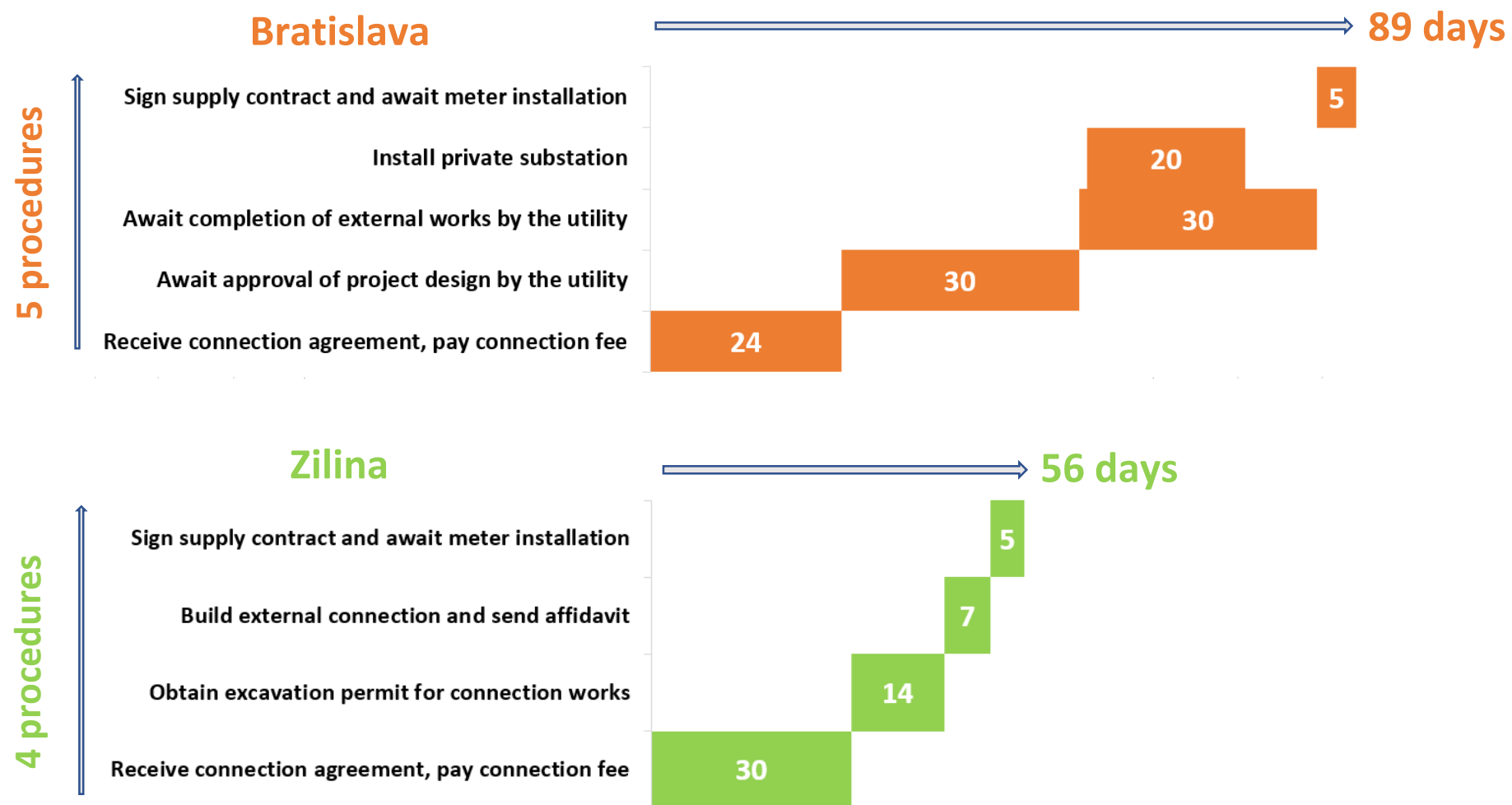
Obtaining construction permits in Split costs three times more than in Varazdin



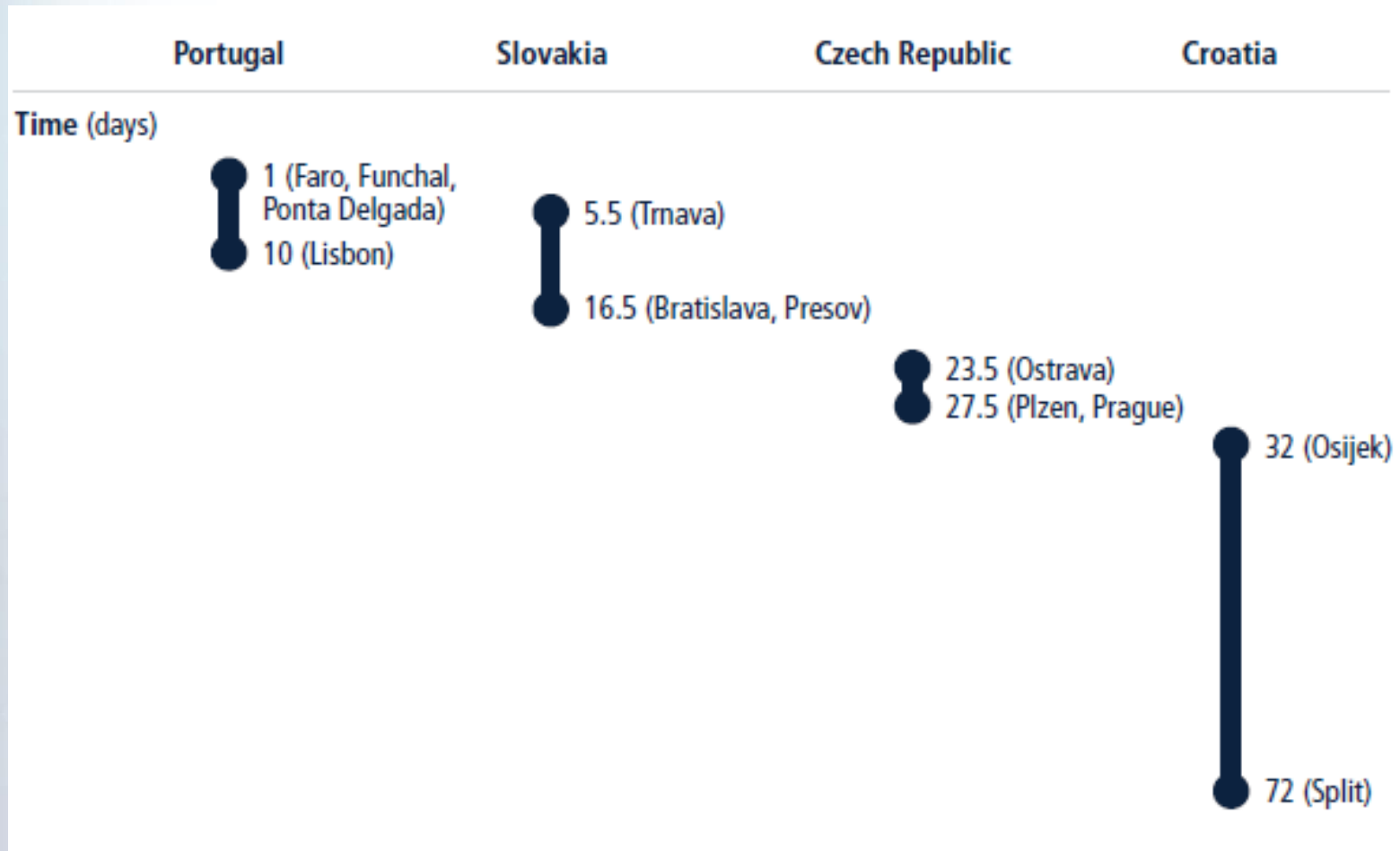
Obtain a new electricity connection takes 2 months in Prague, but nearly 8 months in Usti nad Labem



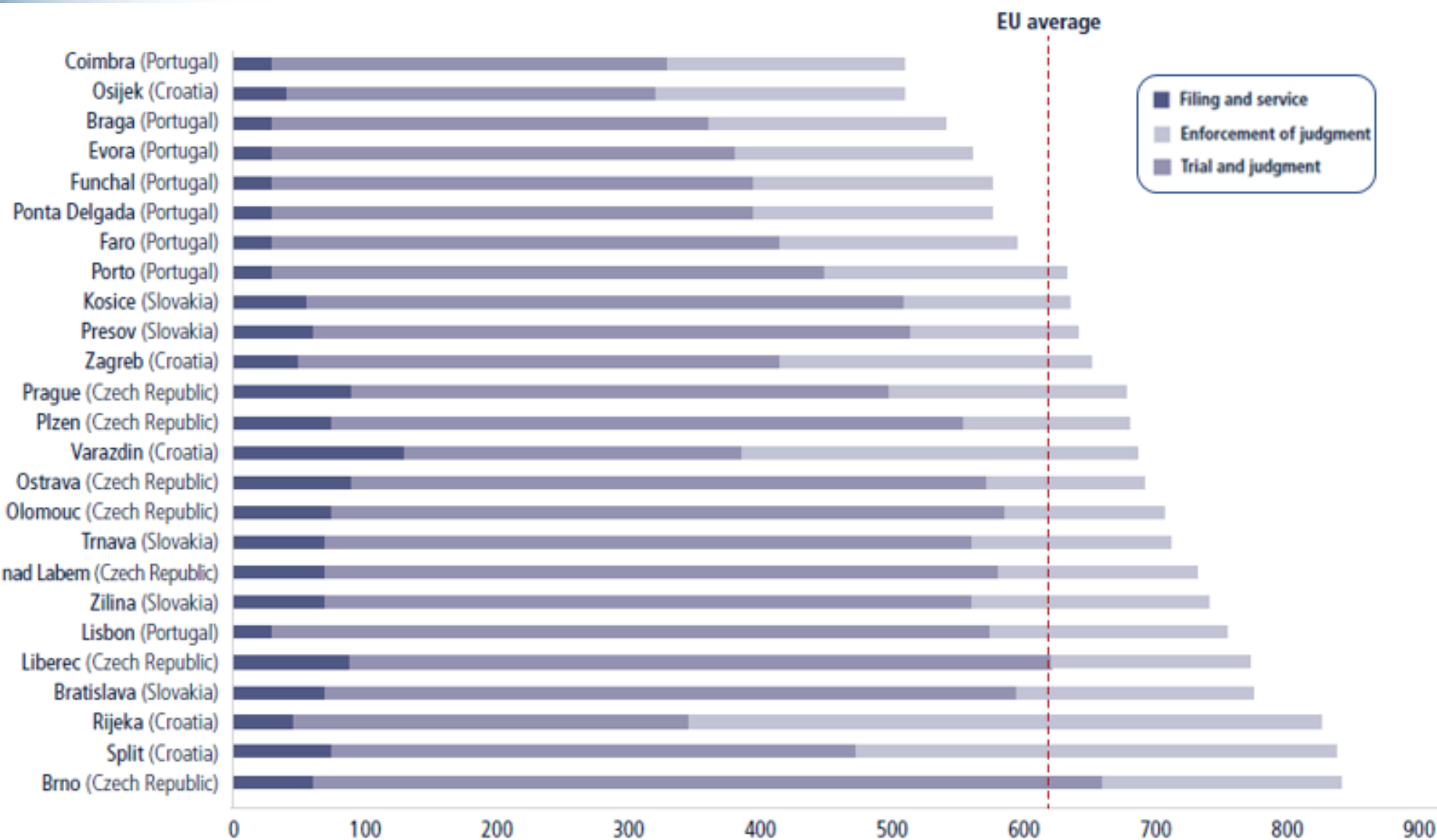
Getting electricity in Zilina is one month faster than in Bratislava



The time required to register a property transfer varies substantially among the Croatian cities



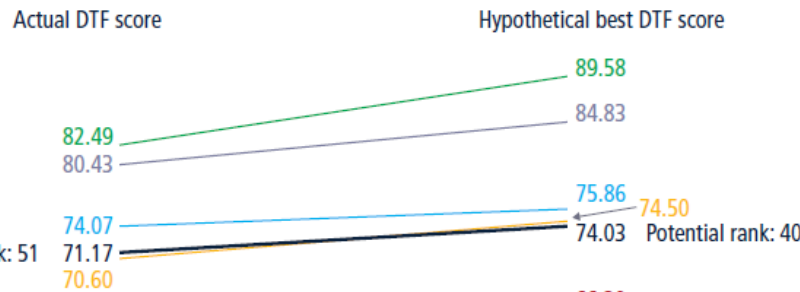
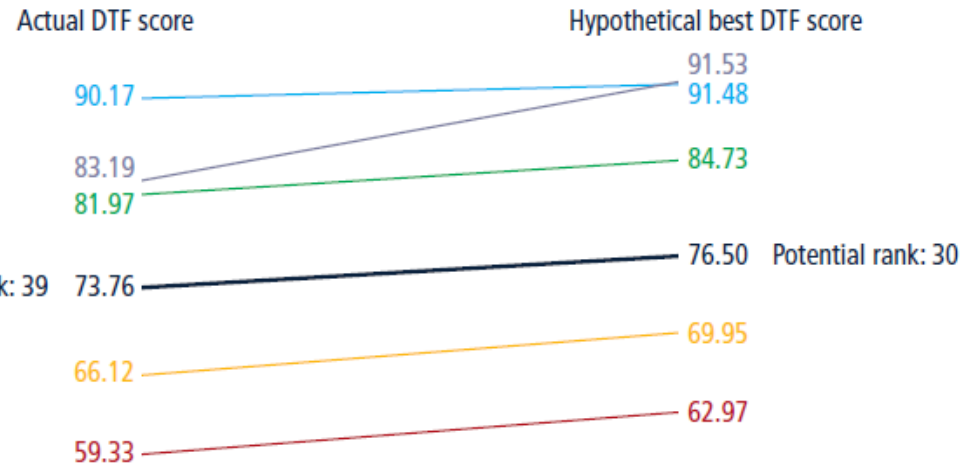
Osijek (Croatia) & all Portuguese cities (except Lisbon and Porto) surpass the EU average on the time to enforce a contract



If all local good practices were adopted....

...Croatia would jump 11 places in the global ranking on the ease of doing business...

Doing Business 2018 rank: 39

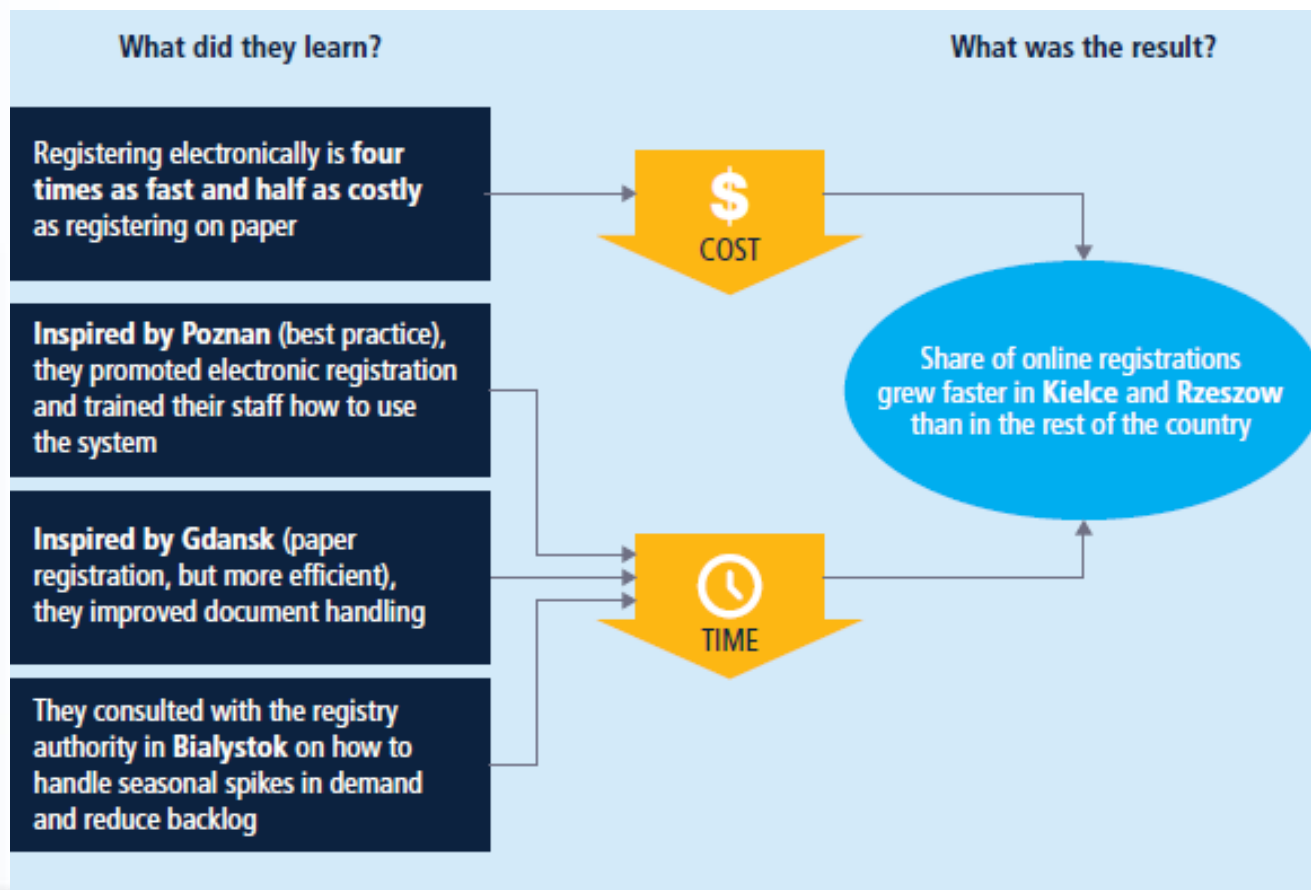


...and Slovakia 9 places.

- Starting a business
- Dealing with construction permits
- Getting electricity
- Registering property
- Enforcing contracts
- Ease of doing business

How has peer-to-peer learning worked in other member states?

What did the Polish cities with the least efficient business registration learn from their peers with better practices



DOING BUSINESS

Measuring Business Regulations

-  DATA
- RANKINGS
- REPORTS
- SUBNATIONAL**
- METHODOLOGY
- RESEARCH
- BUSINESS REFORMS
- LAW LIBRARY
- CONTRIBUTORS
- ABOUT
- MEDIA

Reports / Subnational reports

- Global
- Regional
- Subnational**
- Thematic
- Case Studies

Subnational Reports

Subnational *Doing Business* reports capture differences in business regulations and their enforcement across locations in a single country. They provide data on the ease of doing business, rank each location, and recommend reforms to improve performance in each of the indicator areas.

Subnational reports has benchmarked 438 locations in 65 economies since 2005.

DOING BUSINESS IN COLOMBIA 2017



» *Doing Business in Colombia 2017* is the fourth in the series of *Doing Business in Colombia* studies. It benchmarks business regulations and their enforcement in all Colombian states (*departamentos*) represented by their capitals. The report measures regulations that affect 4 stages in the life of a small or medium-size business: starting a business, dealing with construction permits, registering property and paying taxes. This edition reflects changes to the methodology of *Doing Business* implemented since the previous benchmark in 2012.

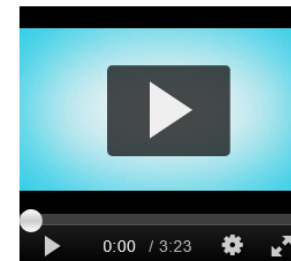
» [View main findings](#)

» [Download report \(PDF, 6MB\)](#) (Available in Spanish)

About *Subnational Doing Business*

[▶ Meet the *Subnational Doing Business* Team](#)

Multimedia



View Reports and Data

Select a subnational report ▾

Reports in other languages ▾

Case Studies

[▶ View all subnational Case Studies](#)

www.doingbusiness.org/EU2